

# PHOTOGRAPHY REQUEST FORM

Patients Full Name \_\_\_\_\_

DOB / / \_\_\_\_\_

Please tick the check boxes and mark on the body map below

Total Body Photography

Clinical Photography

Dermoscopic Photography

Diagnosis: \_\_\_\_\_

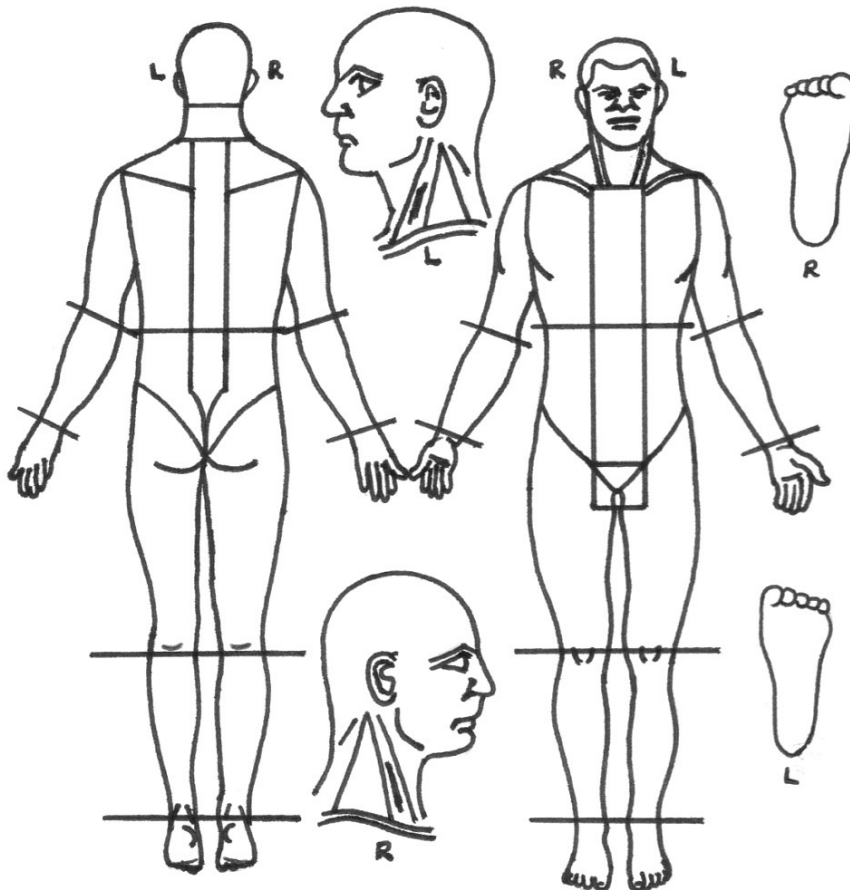
Number of lesions: \_\_\_\_\_

Distribution: \_\_\_\_\_

Follow-Up Photography required

3 months  6 months  12 months

## BODY MAP



Referring doctor: \_\_\_\_\_

Date: \_\_\_\_\_

Please tick this box if referring clinician requires a copy of the photographs  
And provide clinic telephone contact number : \_\_\_\_\_

# GENERAL INFORMATION FOR PATIENTS

---



## Total Body Photography

**Duration:** 30 minutes approximately.

**Preparation:**

- **Make-up:** Should be kept to a minimum
- **Skin:** Please avoid the use of fake tan or spray tan for at least 2 weeks prior to your appointment.
- **Hair:** Please bring a hair tie so that no hair is covering over skin areas like the face, back, neck, ears and shoulders.
- **Jewellery:** Please remove all jewellery beforehand.
- **Underwear:** Brief style underwear is recommended.

## Dermoscopic photography

**Duration:** 10 minutes approximately, depending on the number of lesions requiring photography.

**Preparation:** No preparation is required.

Payment for photography must be made in full at the time of consultation.

Photographs will be shared securely with patients at the time of the appointment via the MoleScope App.


Photographs can be shared with the referring clinician and other health professionals on request.

Privacy is ensured at all times. For more information, our privacy policy is available on our website.


---

## MELANOMA DERMATOLOGY

### Melanoma Institute Australia

 The Poche Centre  
40 Rocklands Rd, Suite 8, Level 3  
North Sydney NSW 2065

 [dermatology@melanoma.org.au](mailto:dermatology@melanoma.org.au)

 02 9911 7277

[www.melanomadermatology.com.au/medical-photography](http://www.melanomadermatology.com.au/medical-photography)

